


# STRAIGHT FREEZE PET SHIPPING INSTRUCTIONS





# TABLE OF CONTENTS

Enrollment 3

Planning 4

Packing for shipment 5

Shipping 6

Conclusion 7





# ENROLLMENT

## REQUIREMENTS

You must be an Alcor member; we do not want to send an animal into the future without its human companion. You do not need to be a Cryopreservation Member at the point of signing up for your pet. This allows you extra time to get your funding in place.

Most pet patients at Alcor have been straight frozen and our members have selected the neuropreservation option.

Contact the membership department at **480-905-196 x132** to complete the Alcor contract and funding. Please keep in mind that pets are widely variable in size; costs will be determined by the size of the animal.

**DO NOT SHIP YOUR PET TO ALCOR UNTIL ALL ARRANGEMENTS (INCLUDING FINANCIAL) ARE IN PLACE!**





# PLANNING

If your pet has died or you are planning for the event that they die soon, you will need supplies to prepare for shipping and the beginning of the cryopreservation process.

**Hard-shell ice chests** can be purchased at Wal-Mart in the sporting goods department or a sporting goods store. Igloo, Yeti, Pelican or another high-quality brand is required. Igloo tends to be the most cost-effective cooler. Do not use Coleman or Rubbermaid brand as it will not provide adequate insulation for transport.

A cooler should be sourced that can fit your pet so that no part of the pet is within 2 inches of any wall of the cooler. The entire cooler should be packed with dry ice to keep the pet as close to the center as possible. Do not get a cooler that 'just fits' your pet. Additional dry ice allows for transport time and reduces the risk of rewarming.

**Leather-faced work gloves** can be found at Wal-Mart in Gardening or Hardware.

**Dry ice** can be purchased from a vendor (Ex. [Airgas](#)) or many grocery stores carry slabs of dry ice. Dry ice suppliers or welding supply shops offer dry ice in pellets, which are better at filling the cooler completely.

Dry ice is a simple asphyxiant and is a hazardous substance. Read the warnings on the packaging thoroughly and **follow all safety precautions**. Be careful while handling, transporting, and storing dry ice. The leather-faced work gloves will allow you to handle it directly. Do not transport dry ice in a vehicle with all windows closed. Do not have the AC recirculation setting on while transporting in a vehicle.

## You will need:

- ☐ Completed arrangements with Alcor
- ☐ A hard-shell ice chest, size dependent on the size of the animal
- ☐ Packing tape or duct tape
- ☐ Leather-faced work gloves
- ☐ A dry ice source
- ☐ A FedEx waybill
- ☐ A veterinarian to euthanize your pet when appropriate

# PACKING FOR SHIPMENT

It is important to cool your pet as soon as possible after death occurs.

If your pet is terminal, make arrangements with your vet for euthanasia when it is appropriate for your pet. Make sure to have the supplies ready. Place the pet directly into dry ice as soon as possible following the instructions below. You do not need to precool the pet.

If your animal dies unexpectedly without having dry ice on hand, place the pet in a watertight plastic bag. If your pet is at a veterinarian's office, they can provide you with one. If you are at home, a heavy-duty plastic trash bag can be used. Place your pet in your freezer while you gather the required materials and place the pet on dry ice as soon as possible.

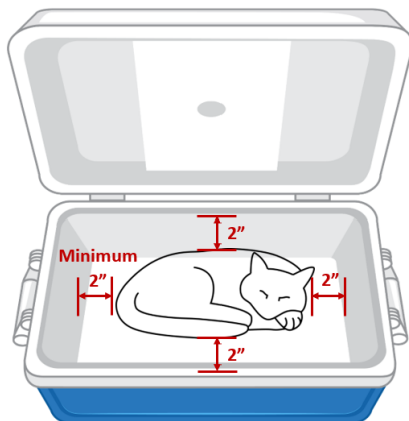
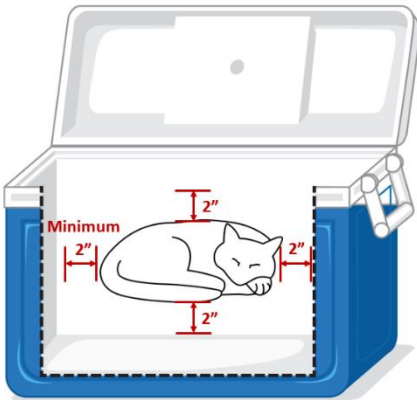
Be mindful of the position the animal is in when frozen. Pets should never be rewarmed after being frozen and the position they are in will be the position that they will be shipped in. This is important when finding a cooler and allowing enough clearance around the edges.

## Preparing the Cooler

1. Add a decent layer of dry ice to the bottom of the cooler, at least two inches. This can either be block or pellet form of dry ice.
2. Place the pet in a thick and watertight plastic bag
3. Place the pet on top of the dry ice and pack dry ice around the edges. Make sure there is at least two inches of dry ice between the pet and the edge of the cooler.
4. Completely pack dry ice around the pet, reducing as much free space as possible. If you have purchased block dry ice, crush the blocks and fill in the spaces as much as possible.
5. Fill the remaining space in the cooler as much as possible while still allowing the lid to close completely.

After the pet is packed in dry ice, some of the dry ice will sublime while the pet is cooling to the target temperature. Refill dry ice as needed. Do not allow the pet to rewarm and make sure the cooler remains full of dry ice as much as possible.

Top off the dry ice daily while you finish making arrangements with Alcor. Allow at least 24 hours for the pet to cool to dry ice temperature before shipment. Refill the cooler completely with dry ice as close to the shipment time as possible.



# SHIPPING

When Alcor has approved your arrangements, top off the dry ice one last time and wrap tape around the ice chest several times to make sure it stays closed.

Partially open the drain plug to safely let the gas escape. Cover the latches when taping around the cooler. Do not tape around the seam between the cooler and the lid.

Take the ice chest to an Official FedEx Shipping Center. Pickup can be arranged if it is not possible to bring to a store.

We recommend shipping on a Monday. Do not ship the ice chest on a Friday or before a holiday.

Make sure overnight delivery is possible. Shipping prices will vary depending on weight and dimensions. In recent experiences, the cost to overnight a small pet was in the vicinity of \$1,000.

## Use the following options:

- ☐ Deliver next morning before 8 AM  
(10:30AM if 8AM is not available)
- ☐ Dry Ice
- ☐ List "Specimen" on the "Contents" line

## Delivery Address

[Recipient Name\*]

Alcor Life Extension Foundation  
7895 E Acoma Drive Ste 110  
Scottsdale, Arizona 85260


*\*The ship to recipient name will be provided during the contract stage.*

Failure to follow these selections could cause unnecessary delays. Someone will be available to receive the shipment by 7 AM daily.

## Provide Alcor with the tracking number.

Alcor will begin the final cooldown procedure as soon as your pet arrives and then transfer into long term storage.

If there is no tracking update on the day of delivery and the expected delivery time has passed, call FedEx customer service. Explain that the package contains a temperature sensitive specimen and it is vitally important that it remain at dry ice temperatures. They will open a case for the delivery and a case manager can expedite the shipment.



**VERY IMPORTANT:**  
**DO NOT TRY TO SEAL IT!**



# CONCLUSION

We will take the best care of your pet that we possibly can and update you throughout the process once they arrive.

## PET WALL

Like our human patients, we feature photos of our pet patients on the walls of the Alcor facility. Please send us your favorite photo of your pet if you would like them to be added to the pet wall.



## PET URN

Pets that select neuropreservation will have an option to get cremains returned to them. Cremains come standard in a cedar urn with personalized plates with the date of cryopreservation. These are sent about one month after cryopreservation.

For pets that opt for full body preservation, we can still offer a personalized urn for remembrance. This can be used to hold a collar or just placed on a shelf.